

Prepare with Pedro!


WILDFIRE 



FEMA P-2353 / April 2024



American Red Cross



Hi! I'm Pedro!
I'm learning how
to prepare for
emergencies.



Prepare means “get ready.”

You get ready for things all the time — like when you put on a jacket and grab an umbrella to get ready for a rainy day.

I want to be ready for any emergency, so I'm learning how to help stay safe when emergencies happen.



You can prepare
for emergencies, too!
Just follow me!

Important words to know: **WILDFIRE, FIRE WEATHER WATCH, RED FLAG WARNING, EVACUATE**



Pedro was playing with his friends Elan and Yuma when their mom got a phone call and called them over.

“Your cousins are coming to stay with us for a few days because there’s a wildfire evacuation in their neighborhood,” she said.

“What’s a wildfire?” asked Pedro.



“A **WILDFIRE** is a fire that burns out of control,” answered Yuma. “Wildfires can spread quickly and can burn trees, brush and sometimes buildings.”

“How does a fire that big start?” asked Pedro.

“Sadly, people who aren’t careful with fire usually cause them,” replied Elan. “Plus, when the weather is hot, dry and windy, it’s more likely that a little fire will grow out of control.”



“How do I know when a wildfire is happening?” Pedro asked.

“You might see a **FIRE WEATHER WATCH** alert, which tells you a wildfire could start in your area soon, or a **RED FLAG WARNING**, which warns that a real fire danger exists in your area now!” explained Yuma. “You will get this message on your TV, radio or, if they’ve signed up, as an alert on a grown-up’s phone.”

“What should you do if you see a fire weather watch or red flag warning for your neighborhood?” asked Pedro as they were walking back to the house.



“There are things we can do to **BE PREPARED** before we get an alert or know the weather will be hot, dry and windy,” answered Elan. “We can help remove plants that are too close to our home and remind our grown-ups to clear the gutters and roof of debris like leaves and twigs, and trim back tree branches. We should do this often to make sure our home is always clear.”

“We can also keep an emergency kit in the car filled with important things like water, food, money and extra phone chargers or batteries, in case we have to act fast and evacuate quickly,” added Yuma.


“Evacuate? What does that mean?” asked Pedro.



“To **EVACUATE** means to leave where you are and go somewhere safer. Strong winds can change a wildfire’s speed and direction, so you want to be ready to evacuate quickly!” Yuma said.



“For that reason, we plan different evacuation routes in case a road is closed, so we have many different safe ways to leave,” added Elan.



“These are great ways to be prepared,” said Pedro, “but what should we do if the wildfire comes closer to us?”

“Then it’s time to **TAKE ACTION!**” said Yuma. “Before evacuating with our supplies, Elan and I would close up all the windows and vents inside. This helps keep the smoke out of the house.”

“Taking steps to be prepared is important so we can quickly follow safety messaging,” said Elan.



“That’s right!” said Yuma. “We wouldn’t come back home until it was completely safe and the evacuation order was lifted. We can all listen for this message on the TV, radio or cell phone alert.”

“Wow, there’s so much I can do to be prepared for and take action during a wildfire!” said Pedro. “I’m going to make sure I’m prepared at home, too!”

“Let’s all go!” said Elan and Yuma’s mom. “We’d love to help!”



At Pedro's home, Elan and Yuma's parents worked together to clear the roof and gutters of debris. Elan raked leaves while Yuma helped Pedro fill his kit with supplies.

"Thank you for teaching me how to stay safe during a wildfire and helping me be prepared," said Pedro. "I'll make sure everything stays clear around my home from now on!"




"We love where we live," said Yuma, "so we do the work to make sure we protect the land and our homes from wildfires!"

You can do these things, too! Share what you've learned with a grown-up so you can be prepared for a wildfire!


Chill Out with Pedro!



Wow!
Practicing for emergencies is exciting. But it makes me feel nervous, too. So I take big, slow breaths to calm down.



Breathe in slowly through your nose, like me.




Then breathe out slowly through your mouth.

After just five or six breaths, I feel better and start to relax. Try it yourself and see!



Dear Grown-ups,

We hope that your child has enjoyed learning how to prepare for an emergency! To learn more, please visit: [redcross.org/youthprep](https://www.redcross.org/youthprep) and [ready.gov/kids](https://www.ready.gov/kids).



Pedro's Safety Checklist

- Make a household emergency plan that everyone understands.
- Make a household emergency supplies kit and keep it updated.
- Start saving for an emergency fund.

Did you know that there are nearly 350,000 home fires each year in the United States? That's nearly 1,000 each and every day!

- Practice your home fire escape drill — be sure you can get outside in 2 minutes or less!
- Test all smoke alarms once a month.



American Red Cross



The Prepare with Pedro: Hurricane book is a publication created by the American Red Cross in partnership with the Federal Emergency Management Agency's Individual and Community Preparedness Division.

© 2023 by The American Red Cross. The Red Cross emblem and the American Red Cross name are trademarks of The American National Red Cross and protected by various national statutes. © 2018, 2023 by The Federal Emergency Management Agency. The FEMA Family characters, DHS Seal, FEMA Logo are properties of the Department of Homeland Security and are licensed for use herein.